Generated on: 2026-03-11 18:37:54 | Copyright © 2026 ASIMER SOLAR. All rights reserved.

Wind Solar and Storage Third Quarter Report

Overview

WASHINGTON, D.C. December 4, 2025 – The American Clean Power Association (ACP) released its Clean Power Quarterly Market Report today, showing U.S. clean energy developers delivered a strong third quarter, adding a record 11.7 gigawatts (GW) of new utility-scale solar, wind, and.

WASHINGTON, D.C. December 4, 2025 – The American Clean Power Association (ACP) released its Clean Power Quarterly Market Report today, showing U.S. clean energy developers delivered a strong third quarter, adding a record 11.7 gigawatts (GW) of new utility-scale solar, wind, and.

WASHINGTON, D.C. December 4, 2025 – The American Clean Power Association (ACP) released its Clean Power Quarterly Market Report today, showing U.S. clean energy developers delivered a strong third quarter, adding a record 11.7 gigawatts (GW) of new utility-scale solar, wind, and energy storage.

In the third quarter of 2025, clean energy and transportation investment in the United States totaled $75 billion, representing the highest quarter of investment on record. In the third quarter of 2025, clean energy and transportation investment in the United States totaled $75 billion.

The US solar industry installed 11.7 gigawatts direct current (GWdc) of capacity in Q3 2025, a 20% increase from Q3 2024, a 49% increase from Q2 2025, and the third largest quarter for deployment in the industry’s history. Following a low second quarter, the industry is ramping up as the end of.

Over 10 GW of clean power was activated across the United States in Q3 2024, setting a new record. A report from American Clean Power Association (ACP) showed a record Q3 2024 for clean energy installations in the United States. A record-setting 10.2 GW of clean energy was activated in-quarter.

SEIA and Wood Mackenzie reported that the US added 11.7 GW of PV in Q3 2025, the third-largest quarter ever, with 73% of new capacity located in states won by US President. Link copied!Copy failed! State deployment data has revealed substantial utility-scale momentum in regions previously.

Each quarter, the National Renewable Energy Laboratory conducts the Quarterly

Solar Industry Update, a presentation of technical trends within the solar industry. Each presentation focuses on global and U.S. supply and demand, module and system price, investment trends and business models, and. What is a quarterly solar industry update?

Each quarter, the National Renewable Energy Laboratory conducts the Quarterly Solar Industry Update, a presentation of technical trends within the solar industry.

What was the largest utility-scale solar project in the quarter?

TotalEnergies' Danish Fields Solar was the largest utility-scale solar project brought online during the quarter. Located in Matagorda County, Texas, the project has a capacity of 600 MW and is paired with a 150 MW/225 MWh battery storage system that also became operational during the quarter.

How much solar was commissioned in the first quarter of 2024?

Cumulatively, 19.5 GW of solar was commissioned in the first three quarters of 2024, more than double the amount compared to the same point in 2023. About 39% of the development in-quarter took place in Texas. TotalEnergies' Danish Fields Solar was the largest utility-scale solar project brought online during the quarter.

Wind Solar and Storage Third Quarter Report

US grid-scale energy storage sees record ...

U.S. energy storage market saw record growth in the third quarter with 3,806 megawatts (MW) worth installations and 9,931 ...

New SEIA data shows rising solar and storage dominance in US

SEIA has said that, despite these headwinds, long-term utility-scale deployment forecasts were largely unchanged through 2030. Earlier this year, SEIA and Wood Mackenzie ...

Clean Investment Monitor: Q3 2025 Update

Distributed electricity generation and storage investment fell 4% from the previous quarter and down 5% compared to Q3 2024, ...

Quarterly Solar Industry Update

In the third quarter (Q3) of 2024, module prices rose 1% but stayed near record lows, around $0.10/ Watt direct current (W dc), as substantial module overcapacity continues ...

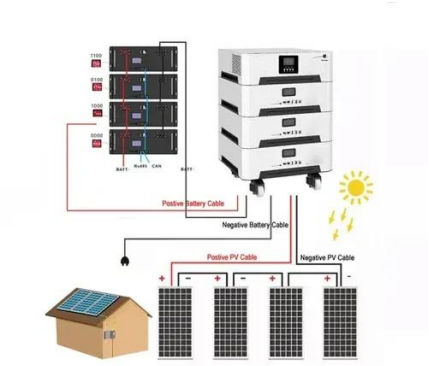

Cleanview January 2025 report

New natural gas capacity made up just 5% of the country's new power capacity. Developers built 135 solar, wind and storage projects with 100 MW or more of capacity. Texas built the most ...

US Q3 clean energy instals surge as solar and storage leave ...

The US installed 10.2GW of grid-scale clean power capacity in the third quarter, a record for the period despite a weak performance by onshore wind, formerly the industry's main growth ...





[REPORT: Q3 Market Report Shows Strong Quarter of ...]

The American Clean Power Association (ACP) is the leading voice of today's multi-tech clean energy industry, representing energy storage, wind, utility-scale solar, clean ...

US Q3 clean energy instals surge as solar and storage leave wind ...

The US installed 10.2GW of grid-scale clean power capacity in the third quarter, a record for the period despite a weak performance by onshore wind, formerly the industry's main growth ...

Solar Market Insight Report - SEIA

Solar accounted for 58% of all new electricity-generating capacity added to the US grid through the third quarter of 2025, with more than 30 GW installed. Solar and storage, ...

[A record third quarter for U.S. clean energy installations]



[US grid-scale energy storage sees record installations, ...]

U.S. energy storage market saw record growth in the third quarter with 3,806 megawatts (MW) worth installations and 9,931 megawatt-hours (MWh) deployed, Wood ...

[Clean Power Capacity Installations Up 86% In 2024 In USA]

The American Clean Power Association (ACP) has released a report on clean energy growth in the US in 2024. The report highlights a surge in deployment in the 3rd ...

A report from American Clean Power Association (ACP) showed a record Q3 2024 for clean energy installations in the United States. A record-setting 10.2 GW of clean energy ...



Clean Investment Monitor: Q3 2025 Update

Distributed electricity generation and storage investment fell 4% from the previous quarter and down 5% compared to Q3 2024, totaling $4 billion in investment. This marks the ...

A record third quarter for U.S. clean energy ...

A report from American Clean Power Association (ACP) showed a record Q3 2024 for clean energy installations in the United ...

Quarterly Solar Industry Update

In the third quarter (Q3) of 2024, module prices rose 1% but stayed near record lows, around $0.10/ Watt direct current (W dc), as ...

Contact Us

For catalog requests, pricing, or partnerships, please visit:
https://asimer.es
Phone: +34 910 56 87 42
Email: info@asimer.es

Scan the QR code to access our WhatsApp.