



# Wholesale reset gfci breaker in Austria





## Overview

---

To reset the breaker, simply press the Reset button firmly until it clicks into place. Simulate a ground fault and test the GFCI breaker's ability to trip. Restore power to the circuit after a successful test or after a GFCI breaker has tripped due to a ground fault.

To reset the breaker, simply press the Reset button firmly until it clicks into place. Simulate a ground fault and test the GFCI breaker's ability to trip. Restore power to the circuit after a successful test or after a GFCI breaker has tripped due to a ground fault.

Yes, you can reset a GFCI circuit breaker yourself, but it's important to do it safely and correctly. A GFCI, or Ground Fault Circuit Interrupter, is a crucial safety device designed to protect you from electrical shock. When a GFCI trips, it means it has detected an imbalance in the electrical.

You simply need to push the red reset button to get things going again. But, if this doesn't restore power, you'll need to work out why your GFCI outlet is not working and take steps to address the problem. Before calling out an electrician, learn how to reset GFCI outlets with these DIY.

Resetting a GFCI breaker is a relatively simple task that can restore power quickly and safely. To initiate the reset process, locate the GFCI breaker in your electrical panel. It typically differs from standard breakers with its distinctive "Test" and "Reset" buttons. Once identified, press the.

Can I reset a GFCI circuit breaker myself?

Yes, you can reset a GFCI (Ground Fault Circuit Interrupter) breaker yourself, and it's a straightforward process. This guide will walk you through how to do it safely and effectively. Image Source: [landscapelightingguru.com](https://landscapelightingguru.com) GFCI outlets and breakers are.

A ground fault circuit interrupter (GFCI) outlet trips and loses power to protect you from injuries, but how can you get it working again?

Even though there are a few reasons your outlet may lose power, you can easily



reset your outlet when it's not working. Keep reading to learn about the easiest.

The GFX-220 is a new type of 20 amp 240 volt feed through Ground Fault Circuit Interrupter (GFCI) specifically designed to withstand the high frequency noise and spikes caused by Variable Speed Pumps, LED lighting and transformers. GFI WAREHOUSE is the leading wholesale supplier of Ground Fault. Can you reset a GFCI circuit breaker yourself?

Yes, you can reset a GFCI circuit breaker yourself, but it's important to do it safely and correctly. A GFCI, or Ground Fault Circuit Interrupter, is a crucial safety device designed to protect you from electrical shock. When a GFCI trips, it means it has detected an imbalance in the electrical current, which could indicate a dangerous situation.

What happens if a GFCI breaker trips?

When a GFCI trips, the "RESET" button will often pop out, or the outlet may appear dead, meaning no power is flowing to it or any connected outlets on the same circuit. A GFCI circuit breaker looks similar to a standard circuit breaker but will also have "TEST" and "RESET" buttons, usually on the face of the breaker itself in your electrical panel.

How do you turn on a GFCI breaker?


Flip the circuit breaker to the "ON" position. When doing this, stand to the side of the breaker box (to avoid possible sparks), and ensure your hands and the surface you are standing on are dry. Press the "RESET" button on the GFCI outlet and try turning on the attached device.

How do I fix a GFCI breaker not working?

Press the "RESET" button on the GFCI outlet and try turning on the attached device. If the device and the other appliances attached to the circuit breaker work, you are good to go.



## Wholesale reset gfci breaker in Austria



### [How to Reset a GFCI Outlet in 4 Steps . Angi](#)

A step-by-step guide on how to reset a GFCI breaker, including identifying the breaker, pressing the reset button, and resolving common issues.

### My GFCI Won't Reset. What Happened?

Try toggling the test and reset buttons. Each GFCI outlet has a test and reset button, often labeled black for the test button and red for ...


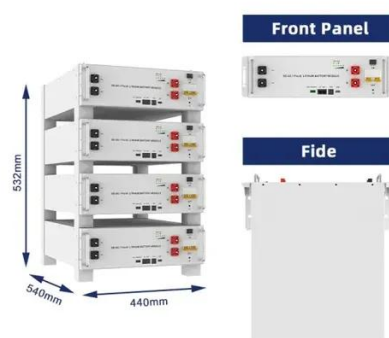


### [How to Safely Reset a GFCI Circuit Breaker](#)

Safely restore power. Master the GFCI reset procedure, diagnose circuit trips, and know the critical moments for professional electrical help.

### [How to Reset a GFCI Outlet in 4 Steps . Angi](#)

Safety outlets cut power to connecting devices for various reasons. Learn how to reset GFCI outlets yourself and when hiring a pro is best.



### [How To Reset A GFCI Circuit Breaker Safely](#)

Yes, you can reset a GFCI circuit breaker yourself, but it's important to do it safely and correctly. A GFCI, or Ground Fault Circuit Interrupter, is a crucial safety device designed ...

### [How to Reset a GFCI Plug and What to Do If It Fails](#)

To properly reset a tripped breaker, you must firmly push the switch all the way to the "OFF" position before cycling it back to the "ON" position. If the main breaker is fine and the GFCI still ...



### [How To Reset GFCI Circuit Breaker Safely Now](#)

Yes, you can reset a GFCI (Ground Fault Circuit Interrupter) breaker yourself, and it's a straightforward process. This guide will walk ...



### [How to Reset a GFCI Outlet: Repair and Troubleshooting Tips](#)



Your breaker won't power up if you try pushing it into the "On" position right away, so reset the breaker by pushing it until it clicks into the "Off" position.



48V 100Ah

### [How to Reset Ground Fault Circuit Interrupter \(GFCI\) Safely](#)

Learn how to reset a GFCI outlet safely. Step-by-step guide, safety tips, troubleshooting advice, and when to replace a faulty GFCI device.



### **My GFCI Won't Reset. What Happened?**

### [GFCI Won't Reset: 12 Fast & Easy Ways To Fix It ...](#)

Dealing with a GFCI (Ground Fault Circuit Interrupter) or GFI (Ground Fault Interrupter) that refuses to reset can be both frustrating and ...



### [5 Easy Steps to Reset a GFCI Breaker \\* flexco](#)

A step-by-step guide on how to reset a GFCI breaker, including identifying the breaker, pressing the reset button, and resolving common issues.



Try toggling the test and reset buttons. Each GFCI outlet has a test and reset button, often labeled black for the test button and red for reset. These buttons can test the ...



### [How To Reset A GFCI Circuit Breaker Safely](#)

Yes, you can reset a GFCI circuit breaker yourself, but it's important to do it safely and correctly. A GFCI, or Ground Fault Circuit ...

### [How to Reset a GFCI Outlet: Repair and Troubleshooting Tips](#)

Overview Using the Reset Button Resetting the Breaker Troubleshooting So you plugged something in to an outlet in your kitchen, bathroom, or garage, but it doesn't turn on. A ground fault circuit interrupter (GFCI) outlet trips and loses power to protect you from injuries, but how can you get it working again? Even though there are a few reasons your outlet may lose power, you can easily reset your outlet when it's n See more on wikipediawikihow Missing: Austria Must include: Austria gfi warehouse



## **GFI WAREHOUSE**

GFI WAREHOUSE is the leading wholesale supplier of Ground Fault Circuit Breakers, Interrupters and Recepticals DIRECT to installers. A ground ...

### [How To Reset GFCI Circuit Breaker Safely Now](#)

Yes, you can reset a GFCI (Ground Fault Circuit



Interrupter) breaker yourself, and it's a straightforward process. This guide will walk you through how to do it safely and effectively.



### [How do I reset my tripped GFI outlet, breaker, or PSI unit?](#)

Visually inspect all GFCI outlets in your home and find the one with the popped-out "Reset" button. Press the "Reset" Button: Simply press the "Reset" button firmly until you hear a click. ...



### **GFI WAREHOUSE**

GFI WAREHOUSE is the leading wholesale supplier of Ground Fault Circuit Breakers, Interrupters and Recepticals DIRECT to installers. A ground fault circuit interrupter (GFCI) can ...





## Contact Us

---

For catalog requests, pricing, or partnerships, please visit:

<https://asimer.es>

Phone: +34 910 56 87 42

Email: [info@asimer.es](mailto:info@asimer.es)

Scan the QR code to access our WhatsApp.

